

OKLAHOMA

MEN'S BASKETBALL

Mike Houck, Associate Communications Director

McClendon Center for Intercollegiate Athletics

180 West Brooks, Suite 2525 | Norman, OK 73019

Office: (405) 325-8227 | Cell: (405) 249-5892 | E-Mail: mhouck@ou.edu

www.SoonerSports.com | Twitter: @SoonerSportscom; @SoonerHoops; @LonKruger

26 NCAA Tournaments | 4 Final Fours | 14 Conference Championships | 30 All-Americans | 27 Postseason Appearances In The Last 30 Years

Oklahoma Schedule

N1 NORTHEASTERN STATE (Ex.) W 85-51
N6 WASHBURN (Ex.) W 85-59

N11 IDAHO STATE W 78-74
N18 COPPIN STATE W 92-65
N24 vs. Washington State # W 74-59
N25 vs. Santa Clara # W 85-73
N27 vs. Saint Louis # L 63-83

D2 SACRAMENTO STATE W 82-53
D8 ORAL ROBERTS W 73-59
D10 ARKANSAS 2 p.m. SSN
D17 vs. Houston \$ 7 p.m. ESPNU
D21 SOUTH CAROLINA STATE 7 p.m. SSN
D29 at Cincinnati % 8 p.m. ESPNU
D31 NORTHWESTERN STATE 2 p.m. SSN

J3 at Missouri 7 p.m. MSN
J7 KANSAS 1 p.m. ESPNU
J9 at Oklahoma State 6 p.m. ESPNU
J14 KANSAS STATE 12:30 p.m. Big 12
J17 TEXAS TECH 7 p.m. Big 12
J21 at Texas A&M 3 p.m. Big 12
J24 BAYLOR 7 p.m. Big 12
J28 at Kansas State 6 p.m. FSKC

F1 at Kansas 8 p.m. ESPNU
F4 IOWA STATE 5 p.m. ESPNU/2
F6 MISSOURI 6 p.m. ESPNU
F11 at Texas Tech 7 p.m. TTSN
F14 TEXAS 7 p.m. Big 12
F18 at Iowa State 12:30 p.m. Big 12
F22 OKLAHOMA STATE 7 p.m. Big 12
F25 at Baylor 12:30 p.m. Big 12
F29 at Texas 8 p.m. ESPN2

M3 TEXAS A&M 3 p.m. Big 12
M7-10 Big 12 Championship ^ TBD B12/ESPN
M15-18 NCAA First/Second Rounds TBD CBS
M22-25 NCAA Regionals TBD CBS
M31/A2 NCAA Final Four TBD CBS

All times Central and subject to change

76 Classic (Anaheim, Calif.)

\$ All-College Classic (Oklahoma City)

% at U.S. Bank Arena

^ Kansas City, Mo.

"Big 12" is Big 12 Network regional television

"MSN" is Mizzou Sports Network

"FSKC" is Fox Sports Kansas City

"TTSN" is Texas Tech Sports Network

Radio (Sooner Sports Network)


Play-by-Play.....Toby Rowland

Analyst.....Mike Houck

TV (Sooner Sports Network)

Play-by-Play.....Bob Carpenter

Analyst.....Billy Tubbs

OKLAHOMA (6-1)
SOONERS**At a Glance**

Date Saturday, Dec. 10

Site Norman, Okla.

Tip Time 2 p.m. CT

Radio KOKC 1520 AM in OKC;

..KTBS 1430 AM in Tulsa; Sirius 134, XM 195

TV KAUT Ch. 43 in OKC;

.....KOTV Ch. 6 in Tulsa; ESPN Full Court

Series Arkansas leads 14-11

ARKANSAS (5-2)
RAZORBACKS**PROJECTED OKLAHOMA STARTERS**

4 ANDREW FITZGERALD • F
6-8 • 247 • Jr. • Baltimore, Md.
Brewster Academy (N.H.)

PTS	REB	FG%	MIN
10.1	5.4	.462	24.6



NOTES: Averaging 14.5 points on .560 shooting the last two games (averaged 8.4 on .400 shooting first five games) ... Coming off a season-high 16-point effort vs. Oral Roberts ... Logged double-double (12 points, 13 rebounds) vs. Santa Clara Nov. 25 ... Recorded 18 points and 13 boards last season at Arkansas ... An honorable mention All-Big 12 selection last year who started all 32 games ... Led OU's regulars with a .486 field goal mark.

24 ROMERO OSBY • F
6-8 • 232 • Jr. • Meridian, Miss.
Mississippi State University

PTS	REB	FG%	MIN
10.7	7.6	.519	25.6



NOTES: Transfer from Mississippi State ... Averaging 10.7 points and team-high 7.6 rebounds (ranks fifth in Big 12) ... Ranks second in Big 12 with 3.6 offensive rebounds per game ... Has grabbed 10 boards in three of seven outings ... Registered double-doubles in his first two games ... Notched career highs of 17 points, 10 boards and 4 assists vs. Idaho State in season opener ... Shooting .519 from field and .739 from free throw line.

1 SAM GROOMS • G
6-1 • 203 • Jr. • Greensboro, N.C.
Chipola College (Fla.)

PTS	REB	AST	MIN
6.7	3.7	5.0	28.7



NOTES: Averaged 7.0 points and 5.7 assists in three 76 Classic games (4.3 assist/turnover ratio) ... Tied tourney record with 10 assists (1 turnover) vs. Washington State ... Ranks third in Big 12 in assists (5.0) and fourth in assist-to-turnover ratio (2.5) ... Leads team with 22 free throw makes and 32 attempts ... Rated as country's No. 3 juco prospect last year by JucoRecruiting.com ... Signed with South Florida out of high school.

2 STEVEN PLEDGER • G
6-4 • 222 • Jr. • Chesapeake, Va.
Atlantic Shores Christian School

PTS	REB	3FG%	MIN
17.2	3.0	.452	27.2



NOTES: Ranks fourth in Big 12 in scoring (17.2), fifth in 3-point field goal percentage (.452), sixth in treys per game (2.3) and sixth in field goal percentage (.545) ... Shooting .600 from field at home ... Scored 26 points against Santa Clara Nov. 25 (second highest career total) and added a career-high 7 rebounds ... Named to 76 Classic all-tournament team ... Scored 38 points at Iowa State last year with the help of seven 3-point makes.

21 CAMERON CLARK • G
6-6 • 198 • So. • Sherman, Texas
Sherman High School

PTS	REB	AST	MIN
10.9	4.0	1.7	25.9



NOTES: Coming off a 16-point, season-high 8-rebound game vs. Oral Roberts ... Averaging team-high 16.0 points on .576 field goal shooting the last three games (averaged 7.0 points on .297 shooting in first four outings) ... Has scored in double figures in each of the last five contests ... Started all 32 games last year and averaged 9.4 points (ranked fourth on team) and 4.5 rebounds ... A consensus national top-40 recruit coming out of high school.

OKLAHOMA'S TOP RESERVES

No.	Name	Position	Height	Weight	Class	Points	Rebounds	Assists	Minutes
15	Tyler Neal	F	6-7	227	So.	5.4	3.1	0.6	15.4
14	Carl Blair	G	6-2	205	Jr.	4.3	1.7	2.6	15.0
32	Casey Arent	C	6-10	227	Jr.	2.3	3.0	0.1	10.9
5	C.J. Washington	F	6-7	230	Sr.	3.0	3.8	0.8	12.2
31	Barry Honoré	F	6-7	270	Sr.	0.9	0.6	0.0	3.6

PROJECTED ARKANSAS STARTERS

No.	Name	Position	Height	Weight	Class	Points	Rebounds	Assists	Minutes
4	Devonta Abron	F	6-8	250	Fr.	6.4	5.4	1.4	17.0
31	Michael Sanchez	F	6-9	235	Sr.	5.6	3.9	0.3	18.3
1	Marddracus Wade	G	6-5	215	Sr.	10.9	2.1	1.3	26.3
3	Rickey Scott	G	6-2	195	Sr.	8.3	3.9	3.0	25.7
23	Julysses Nobles	G	6-4	175	Jr.	10.4	3.4	3.1	28.6

Head Coach Lon Kruger

► Lon Kruger was named Oklahoma's 14th head men's basketball coach on April 1, 2011.

► Owns a 485-305 (.614) collegiate record over 25 years.

► Has coached at Texas-Pan American (52-59 record from 1982-86), Kansas State (81-46 from 1986-90), Florida (104-80 from 1990-96), Illinois (81-48 from 1996-00) and UNLV (161-71 from 2004-11).

► Served as head coach of NBA's Atlanta Hawks from 2000-03 (69-122 record) and was an assistant for New York Knicks (2003-04 season).

► Averaged 25.4 wins at UNLV over the last five years (four NCAA appearances and one NIT trip) and won at least 21 games each of those five seasons.

► Coached UNLV to a 55-25 (.688) Mountain West Conference record the last five seasons.

► Has taken teams to 13 NCAA Tournaments (14-13 record) and four NITs (4-5 record).

► Coached Florida to the 1994 Final Four, Kansas State to the 1988 Elite Eight and UNLV to the 2007 Sweet 16.

► Has led all five of the college programs he has coached to 20-win seasons.

► Is one of five coaches in Division I college basketball history to take four different schools to the NCAA Tournament and is one of three coaches to win an NCAA Tournament game at four schools.

► Is one of just two head coaches in Division I history to lead at least four different schools to multiple NCAA Tournament wins.

► Is one of four coaches to lead three different schools to NCAA Sweet 16 appearances.



Lon Kruger Year by Year

Year	School	Record	Pct.
1982-83	Pan American	7-21	.250
1983-84	Pan American	13-14	.481
1984-85	Pan American	12-16	.429
1985-86	Pan American	20-8	.714
1986-87	* Kansas State	20-11	.645
1987-88	* Kansas State	25-9	.735
1988-89	* Kansas State	19-11	.633
1989-90	* Kansas State	17-15	.531
1990-91	Florida	11-17	.393
1991-92	^ Florida	19-14	.576
1992-93	^ Florida	16-12	.571
1993-94	* Florida	29-8	.784
1994-95	* Florida	17-13	.567
1995-96	Florida	12-16	.429
1996-97	* Illinois	22-10	.688
1997-98	* Illinois	23-10	.697
1998-99	Illinois	14-18	.438
1999-00	* Illinois	22-10	.688
2004-05	^ UNLV	17-14	.548
2005-06	UNLV	17-13	.567
2006-07	* UNLV	30-7	.811
2007-08	* UNLV	27-8	.771
2008-09	^ UNLV	21-11	.656
2009-10	* UNLV	25-9	.735
2010-11	* UNLV	24-9	.727
2011-12	Oklahoma	6-1	.833
Totals		485-305	.614

* NCAA Tournament

^ National Invitation Tournament

SATURDAY'S GAME BASICS

Oklahoma (6-1) closes a three-game homestand when it hosts Arkansas (5-2) Saturday at 2 p.m. CT at Lloyd Noble Center. The Sooners, who have won 31 straight non-conference home games, are coming off a 73-59 victory over Oral Roberts on Thursday. The Razorbacks haven't played since Saturday when they lost 75-62 at then-No. 8 Connecticut. Saturday's contest will air on the Sooner Radio Network (KOKC AM 1520 in Oklahoma City; KTBZ AM 1430 in Tulsa; Sirius 134, XM 195) with **Toby Rowland** and **Mike Houck** announcing. The game will be televised by the Sooner Sports Network (KAUT Ch. 43 in OKC; KOCO Ch. 6 in Tulsa; ESPN Full Court) with **Bob Carpenter** and **Billy Tubbs** calling the action.

SOONER UPDATE

► Since sustaining its only loss of the season in the 76 Classic championship game to Saint Louis, Oklahoma has shot .537 from the field, .519 (14-for-27) from 3-point range and .781 (25-for-32) from the free throw line in double-digit wins over Sacramento State and Oral Roberts. The Sooners held those two foes to combined .398 field goal and .269 (7-for-26) 3-point shooting.

► Sophomore **Cameron Clark** (17.0) and juniors **Steven Pledger** (16.0) and **Andrew Fitzgerald** (14.5) are averaging a combined 47.5 points over the last two outings, representing 61 percent of the team's output. They are shooting a combined .590 from the field (36-for-61) in the two games. Clark (5-for-7) and Pledger (3-for-5) are shooting a combined .667 from 3-point range.

► The Sooners' pressure defense under new head coach **Lon Kruger** has boosted the team's offense through seven games. Opponents have averaged 15.9 turnovers, resulting in an average of 17.9 points per contest for OU on the other end of the floor. Foes are averaging 12.9 points off the Sooners' 13.0 turnovers per game.

► Rebounding was mentioned by Kruger several times in the preseason as a concern of his for 2011-12. However, OU has outboarded six of its seven opponents and ranks in the top 10 nationally with its +9.4 margin per contest despite not starting anyone taller than 6-8. Included were a +34 effort against Coppin State (61-27) and a +16 margin against Santa Clara (49-33). The Sooners own a 112-75 offensive rebounding advantage on the year (despite shooting .458 to their opponents' .425 mark) and have scored 101 second-chance points to their foes' 61.

► OU's rebounding success has been the result of a group effort. Eight Sooners (tied with Texas for most in Big 12) average at least 3.0 rebounds per game.

► After averaging 3.0 points on .167 (3-for-18) field goal shooting in OU's first two games, Clark has scored in double figures in each of the last five outings and is averaging 14.0 points on .519 field goal shooting during the stretch.

► Pledger has scored in double figures in all six of his games and is shooting a team-high .545 from the field (ranks third among Big 12 guards) and .452 from 3-point range (ranks fifth in league). He shot .386 and .345, respectively, over his first two seasons combined. Pledger averaged 13.6 points per 40 minutes last season but is averaging 25.3 per 40 minutes this year. He ranks fourth in the Big 12 in scoring (17.2 ppg) and eighth in steals (1.5 spg).

Stats Comparison



CATEGORY		
Overall Record	6-1	5-2
Points Per Game	78.1	80.6
Opp. Points Per Game	66.6	65.7
Rebounds Per Game	40.1	40.4
Rebounding Margin	+9.4	+1.3
Field Goal Pct.	.458	.447
Opp. Field Goal Pct.	.425	.386
3-Point Pct.	.408	.358
Opp. 3-Point Pct.	.353	.336
Free Throw Pct.	.727	.669
Personal Fouls Per Game	17.9	17.7
Assists Per Game	14.6	15.7
Turnovers Per Game	13.0	13.0
Blocked Shots Per Game	4.0	6.1
Steals Per Game	7.0	9.6



► Steven Pledger

No.	Name	Position	Height	Weight	Class	Hometown (Last School)
1	Sam Grooms	G	6-1	203	Jr.	Greensboro, N.C. (Chipola College [Fla.])
2	Steven Pledger**	G	6-4	222	Jr.	Chesapeake, Va. (Atlantic Shores Christian School)
3	T.J. Franklin	G	5-11	175	Sr.	Fort Worth, Texas (North Crowley HS)
4	Andrew Fitzgerald**	F	6-8	247	Jr.	Baltimore Md. (Brewster Academy [N.H.])
5	C.J. Washington*	F	6-7	230	Sr.	Stringtown, Okla. (Connors State JC)
12	Jarrod Kruger#	G	6-1	174	So.	Topeka, Kan. (Kansas State University)
13	James Frascilla	G	5-10	142	Fr.	Dallas, Texas (Highland Park HS)
14	Carl Blair*	G	6-2	205	Jr.	Houston, Texas (University of New Orleans)
15	Tyler Neal*	F	6-7	227	So.	Oklahoma City, Okla. (Putnam City West HS)
21	Cameron Clark*	G	6-6	198	So.	Sherman, Texas (Sherman HS)
22	Amath M'Baye#	F	6-9	214	Jr.	Bordeaux, France (University of Wyoming)
24	Romero Osby	F	6-8	232	Jr.	Meridian, Miss. (Mississippi State University)
31	Barry Honoré*	F	6-7	270	Sr.	Garland, Texas (Southern University)
32	Casey Arent	C	6-10	227	Jr.	Penryn, Calif. (Sierra College)

* Letters earned at Oklahoma #Sitting out 2011-12 season

2011-12 Big 12 Standings

Through Thursday, Dec. 8

Team	Big 12			Overall		
	W	L	Pct.	W	L	Pct.
Missouri	0	0	.000	8	0	1.000
Baylor	0	0	.000	7	0	1.000
Texas A&M	0	0	.000	7	1	.875
Oklahoma	0	0	.000	6	1	.857
Kansas State	0	0	.000	5	1	.833
Kansas	0	0	.000	6	2	.750
Oklahoma State	0	0	.000	6	2	.750
Texas	0	0	.000	6	2	.750
Iowa State	0	0	.000	6	3	.667
Texas Tech	0	0	.000	4	4	.500



Oklahoma Quick Facts

Official Name: University of Oklahoma

Location: Norman, Okla.

Founded: 1890

Enrollment: 30,092

Nickname: Sooners

Colors: Crimson and Cream

President: David L. Boren

Athletics Director: Joe Castiglione

Arena: Lloyd Noble Center (12,000)

First Year of Basketball: 1907-08

NCAA Tournament Appearances: 26

NIT Appearances: 7

All-Time Record: 1,531-979 (.610)

Regular Season Conference Championships: 14 (1928, 1929, 1939, 1940, 1942, 1944, 1947, 1949, 1979, 1984, 1985, 1988, 1989, 2005)

Conference Tournament Championships: 7 (1979, 1985, 1988, 1990, 2001, 2002, 2003)

Head Coach: Lon Kruger (Kansas State '75)

Career Record: 485-305 (26th year)

Oklahoma Record: 6-1 (first year)

NCAA Appearances: 13 (most recent 2011)

NIT Appearances: 4 (most recent 2009)

Assistant Coaches: Chris Crutchfield (Nebraska-Omaha '92), Steve Henson (Kansas State '90), Lew Hill (Wichita State '88)

Director of Operations: Mike Shepherd (Kansas State '92)

Director of Student-Athlete Performance: Jozsef Szendrei (Oklahoma '03)

Video Coordinator: Scott Thompson

Equipment Manager: Marco Griego

Graduate Managers: Wade Mason, Teddy Owens

Athletics Trainer: Alex Brown

Team Physician: Dr. Brock Schnebel

Official Website: SoonerSports.com

► Junior forward **Romero Osby** has grabbed 10 rebounds in three of his first seven games and pulled down at least six in three of the other four. He ranks fifth in the Big 12 with his 7.6 boards per contest and second with his 3.6 offensive boards per outing.

► OU leads the Big 12 in offensive rebounds per game (16.0) and offensive rebound percentage (.444 of its missed shots), and ranks second in rebounding margin (+9.4), second in turnover margin (+2.9), second in 3-point field goal percentage (.408), third in 3-pointers per game (7.0), fourth in scoring offense (78.1 ppg) and fourth in free throw percentage (.727).

► Thursday's OU win over Oral Roberts leaves Kruger just 15 victories shy of 500 for his career. He ranks second among current Big 12 head coaches with 485 career wins (Texas' **Rick Barnes** has 530 victories).

THURSDAY'S ORAL ROBERTS RECAP (BOX SCORE ON PAGE 11 OF THESE NOTES)

► Oklahoma shot .500 from the field and held Oral Roberts to .367 field goal and .067 (1-for-15) 3-point field goal marks in a 73-59 win Thursday in Norman. The loss for the Golden Eagles, the preseason Summit League favorites, was their worst of the year.

► Oral Roberts entered the game with a +6.9 average rebounding margin, but the Sooners won the board battle by a 38-31 count.

► Junior guard **Steven Pledger** led OU in scoring for the third time in his six games with 17 points. He was 6-for-11 from the field (fifth time shooting at least .500 from the floor) and 5-for-5 at the free throw line while adding three assists and two steals.

► One game after scoring a season-high 18 points, sophomore guard **Cameron Clark** netted 16 points on 5-for-8 field goal and 2-for-2 3-point shooting. He added a season-high eight rebounds (third highest career total) and two assists in 30 minutes.

► Junior forward **Andrew Fitzgerald** finished with a season-high 16 points with the help of a game-high eight field goal makes.

► OU shot a season-high .800 from the free throw line (16-for-20) and outscored ORU 11-2 in fast break points.

PREVIEWING ARKANSAS

► Picked sixth in the preseason SEC media poll, Arkansas enters Saturday's game with a 5-2 record. The Razorbacks are 5-1 at home (suffered an 87-78 loss to Houston) and 0-1 on the road. They fell 75-62 at Connecticut in their most recent game last Saturday. Arkansas grabbed 27 offensive rebounds and outboarded the Huskies by 12, but was held to .312 field goal shooting on the day.

► The Razorbacks are shooting .447 from the field while holding opponents to a .386 mark. They average an impressive +5.9 turnover margin and have more than twice as many steals as their foes (67-32).

► Freshman guard **B.J. Young** leads Arkansas' available players with his 15.4 scoring average in only 22.7 minutes a game (17.7 points over the last six outings). Young is coming off a 28-point effort at defending national champion Connecticut in which he went 5-for-6 from 3-point distance and scored 17 straight Razorback points in the second half. He is shooting .500 from both the field and 3-point range (13-for-26).

► Sophomore guard **Mardracus Wade** is averaging 10.9 points per contest while junior guard **Julysses Nobles** contributes 10.4 points, 3.4 rebounds and a team-high 3.1 assists per outing. Wade has made 14 treys (shooting .483) and Nobles has canned 11 (.355). Freshman forward **Devonta Abron** averages a team-high 5.4 rebounds per game. He pulled down 16 against Connecticut.

► Junior forward **Marshawn Powell**, a second-team preseason All-SEC pick by league coaches, tore knee ligaments in practice Nov. 17 and will miss the rest of the season. Powell averaged a team-high 19.5 points in Arkansas' first two games (in an average of just 21.5 minutes) on .714 field goal shooting.

► **Mike Anderson** is 205-100 (.672) in his 10th year as a collegiate head coach and first season at Arkansas. The head coach at Missouri the last five seasons, he was an Arkansas assistant coach from 1986 to 2002 and won a national title with the Razorbacks in 1994.

OU-ARKANSAS SERIES HISTORY

Saturday's game will mark the 26th between Oklahoma and Arkansas, and the 12th meeting in Norman. Despite winning six of the last eight overall meetings against the Razorbacks, OU trails the all-time series by a 14-11 count. The Sooners lead 8-3 in games played in Norman. OU swept a four-game home-and-home series between the 1998-99 and 2001-02 seasons and has posted wins in two of the last four years. Below are the results of the last eight meetings.

Season	Winner	Score	Site	Note
1998-99	Oklahoma	87-57	Norman	Unranked OU beat No. 19 Arkansas behind 13-for-26 3-point shooting
1999-00	Oklahoma	66-52	Fayetteville	OU snapped Arkansas' 22-game non-conference home winning streak
2000-01	Oklahoma	88-79 (OT)	Norman	No. 18 OU rallied from nine down to force overtime vs. the No. 25 Hogs
2001-02	Oklahoma	69-54	Fayetteville	Ebi Ere's 29 points were the most during OU's Final Four season
2007-08	Oklahoma	83-72	Norman	OU nailed 11 treys and overcame 24 Arkansas offensive rebounds
2008-09	Arkansas	96-88	Fayetteville	Willie Warren scored 35 but Hogs shot .517 from field and led by as many as 25
2009-10	Oklahoma	67-47	Norman	OU sandwiched a 31-5 run around halftime; Tony Crocker had 16 points, 16 boards
2010-11	Arkansas	84-74	Fayetteville	Andrew Fitzgerald had 18 points and 13 rebounds but OU committed 22 turnovers

LAST YEAR VS. THE RAZORBACKS (BOX SCORE ON PAGE 11 OF THESE NOTES)

► Oklahoma was outscored 28-9 in points off turnovers in an 84-74 defeat at Arkansas on Dec. 1, 2011. The Sooners committed 15 of their 22 turnovers in the second half, including one on each of their first four possessions after halftime.

► OU, which trailed 43-37 at the half, fell behind by 17 (66-49) with 10:37 remaining before rallying to cut the margin to just seven on three occasions in the final 3:40.

► The Sooners lost despite posting a commanding 42-23 rebounding advantage. They had just five fewer offensive rebounds (18) than Arkansas had total boards.

AP Top 25 Poll**December 5**

School	Record
1. Kentucky (47)	8-0
2. Ohio State (18)	8-0
3. Syracuse	8-0
4. North Carolina	6-2
5. Louisville	7-0
6. Baylor	7-0
7. Duke	7-1
8. Xavier	6-0
9. Connecticut	7-1
10. Missouri	7-0
11. Marquette	7-0
12. Florida	5-2
13. Kansas	5-2
14. Wisconsin	6-2
15. Pittsburgh	7-1
16. Alabama	7-1
17. Mississippi State	8-1
18. Georgetown	7-1
19. Creighton	7-0
20. Michigan	6-2
21. Memphis	4-2
22. Texas A&M	6-1
23. Gonzaga	5-1
24. Illinois	8-0
25. Harvard	8-0

ESPN/USA Today Top 25 Poll**December 5**

School	Record
1. Kentucky (19)	8-0
2. Ohio State (11)	8-0
3. Syracuse (1)	8-0
4. Louisville	7-0
5. Duke	7-1
6. North Carolina	6-2
7. Baylor	7-0
8. Xavier	6-0
9. Connecticut	7-1
10. Missouri	7-0
11. Marquette	7-0
12. Florida	5-2
13. Kansas	5-2
14. Pittsburgh	7-1
15. Alabama	7-1
16. Wisconsin	6-2
17. Creighton	7-0
18. Mississippi State	8-1
19. Michigan	6-2
20. Memphis	4-2
21. Georgetown	7-1
22. Gonzaga	5-1
22. Illinois	8-0
24. Harvard	8-0
25. Texas A&M	6-1

OU opponents and potential opponents in **bold**

- The Razorbacks held a major advantage at the free throw line, knocking down 23 of their 26 foul shots (.885). OU was 9-for-12 (.750).
- Sophomore forward **Andrew Fitzgerald** recorded his first career double-double with 18 points and a career-high 13 rebounds. He was 7-for-14 from the field and pulled down eight offensive boards in his 37 minutes.
- Guard **Rotnei Clarke**, an Oklahoma native, was 7-for-12 from the field and finished with a game-high 20 points for Arkansas.

BUNCH OF HOMERS

Oklahoma has dominated home non-conference games over the last decade, winning 89 of its last 91 non-league contests inside Lloyd Noble Center going back to Jan. 3, 2000 (good for a .978 winning percentage). Included was a streak of 49 non-conference home victories that was snapped by Villanova, 67-51, on Dec. 6, 2006. The only other home non-conference loss during the last 91 games was a 66-62 defeat at the hands of Stephen F. Austin in the 2007-08 season. The current win string stands at 31 games.

THE OSBY SHOW

Junior forward **Romero Osby** has begun his OU career with a bang following a two-year stint at Mississippi State where he averaged 4.2 points and 2.6 rebounds. The 6-8, 232-pounder, who sat out last season for the Sooners after transferring and was labeled the team's best player in practice by former head coach **Jeff Capel**, is averaging 10.7 points and a team-high 7.6 rebounds (ranks fifth in Big 12) in 25.6 minutes per contest through seven outings. He is shooting .519 from the floor and .739 (17-for-23) from the free throw line. He recorded double-doubles in each of OU's first two games, registering career highs of 17 points, 10 rebounds and four assists in 31 minutes versus Idaho State and 11 points and 10 boards against Coppin State in only 22 minutes. Osby ranks second in the Big 12 with his 3.6 offensive rebounds per game.

PLEDGER A MODEL OF EFFICIENCY

Junior guard **Steven Pledger** has been extremely productive in his six appearances and has almost doubled his points per minute from last year. Pledger is averaging 17.2 points in 27.2 minutes per outing for a 25.3 40-minute scoring average. Last year, he averaged 10.9 points in 30.0 minutes a contest, good for a 13.6 40-minute average. Pledger is shooting .545 from the field to rank sixth in the Big 12 and .452 (14-for-31) from 3-point range to rank fifth in the league after posting respective marks of .393 and .350 last season. He also ranks sixth in the Big 12 in 3-pointers per game (2.3) and eighth in steals per outing (1.5).

SOONER TIP INS

- Oklahoma entered the week ranked No. 7 nationally (out of 338 Division I teams) in rebounding margin (+9.8), No. 34 in 3-point field goal percentage (.407), No. 37 in scoring (79.0 ppg) and No. 42 in turnover margin (+3.8).
- Oklahoma has recorded 28 dunks in its seven games (4.0 average) and junior forward **Romero Osby** has 13 of them.
- Osby and fellow junior forward **Andrew Fitzgerald** have each taken three charges. The Sooners have totaled 13 charges taken.
- Fitzgerald is averaging more rebounds per game this year than last year (5.4 to 5.0), despite averaging 6.2 fewer minutes per contest.
- Twenty-five of Osby's 53 rebounds (47 percent) have come on the offensive end. In home games, he has 16 offensive boards compared to 15 defensive.
- Junior point guard **Sam Grooms** ranks third in the Big 12 with his 5.0 assists per game and fourth with his 2.5 assist-to-turnover ratio.
- In four home games, **Carl Blair** (6-for-12), **Tyler Neal** (6-for-12), **Cameron Clark** (5-for-10) and **Steven Pledger** (6-for-13) are shooting a combined .489 from 3-point range (23-for-47). Pledger is shooting .632 (12-for-19) from the field at Lloyd Noble Center this season and **C.J. Washington** is shooting .778 (7-for-9).
- Last year, Pledger averaged 15.4 points in OU's wins and 7.4 points in its losses. This year, the junior guard is averaging 18.4 points in wins (he missed the season-opening victory) and was held to 11 points in the loss to Saint Louis.
- Washington's three assists against Coppin State on Nov. 18 were more than he had all of last season (two).

QUANTIFYING OU'S BASKETBALL TRADITION

- This is the 105th season of Oklahoma varsity basketball (the program's first game was Nov. 26, 1907).
- OU owns a 1,531-979 (.610) all-time record, ranking it 30th in NCAA Division I history in wins and 41st in winning percentage.
- Oklahoma has participated in four NCAA Final Fours (1939, 1947, 1988 and 2002) and in two NCAA championship games (it lost to Holy Cross in 1947 and to Kansas in 1988).
- OU has made 26 NCAA Tournament appearances and seven postseason NIT showings. Its has made 22 NCAA Tournament appearances over the last 29 years.
- Oklahoma has made 27 postseason appearances over the last 30 years (22 NCAA Tournaments and five NITs).
- The Sooners have won 14 regular season conference championships (most recently in 2005) and seven conference tournament titles (including the 2001, 2002 and 2003 Big 12 crowns).
- The Sooners posted the eighth best NCAA Division I winning percentage (.731) in the 1980s and the eighth best (.738) in the 2000s.
- Twenty different Sooners have earned All-America honors a total of 30 times. They have earned consensus first-team All-America acclaim nine times and consensus second-team honors on four occasions.
- **Wayman Tisdale** was a three-time consensus first-team All-American during his three seasons at OU (1983-85).
- Oklahoma players have earned first-team all-conference accolades a total of 73 times.
- The Sooners own a winning record against eight of the other nine members of the Big 12 Conference (Kansas is the only league program with a series lead against OU).
- OU has played its home games in four different venues: the OU Gymnasium (1907-1919), the R.O.T.C. Armory (1919-1928), the OU Field House (1928-75) and Lloyd Noble Center (1975-present).

PLAYER NOTES

1 SAM GROOMS (6-1, 203, JUNIOR, GUARD)

- ▶ Averaging 6.7 points, 3.7 boards and 5.0 assists in team-high 28.7 minutes a contest.
- ▶ Ranks third in Big 12 in assists and fourth in assist-to-turnover ratio (2.5).
- ▶ Recorded 17 assists and 4 turnovers in three 76 Classic games Nov. 24-27 (4.3 ratio).
- ▶ Finished with 11 points, six rebounds and eight assists in OU debut vs. Idaho State.
- ▶ Point guard who transferred from Chipola College in Florida.
- ▶ Rated as nation's third-best junior college player in 2010-11 by JucoRecruiting.com.
- ▶ Started 50 games in his two seasons at Chipola (averaged 11.1 points, 5.9 assists last year).

2 STEVEN PLEDGER (6-4, 222, JUNIOR, GUARD)

- ▶ Averaging 17.2 points (team high), 3.0 rebounds and 2.2 assists in 27.2 minutes a game.
- ▶ Ranks fourth in Big 12 in scoring, fifth in 3-point FG% (.483) and sixth in FG% (.545).
- ▶ Shooting .600 from field and .462 (6-for-13) from 3-point range at home.
- ▶ Averaging 25.3 points per 40 minutes (averaged 13.6 points per 40 minutes last year).
- ▶ Named to 76 Classic all-tourney team after averaging 17.0 points on .444 3-point shooting.
- ▶ Had 26 points (second most of career) and career-high 7 rebounds vs. Santa Clara Nov. 25.
- ▶ Scored 20 points in 20 minutes against Coppin State in season debut (team's second game).
- ▶ Suspended for opener vs. Idaho State (impermissible participation in summer pro-am game).
- ▶ Team's second-leading returning scorer from last season (10.9 points per game).
- ▶ Averaged a team-high 15.4 points in OU's wins last year compared to 7.4 points in losses.
- ▶ Shot .416 from 3-point range at home last year and .284 away from home.
- ▶ Scored a career-high 38 points (career highs of 12 field goals, 7 treys and 7 free throw makes) in overtime win at Iowa State last season (scored 17 of team's final 21 points).

3 T.J. FRANKLIN (5-11, 175, SENIOR, GUARD)

- ▶ Averaging 3.4 minutes in his five games this year (has scored 2 points).
- ▶ Played a career-high 9 minutes Dec. 2 vs. Sacramento State (2 points, 1 assist, 1 steal).
- ▶ A walk-on point guard who is the only fourth-year player on team.
- ▶ Played a total of 16 minutes last year (12 games) and scored four points.
- ▶ Helped North Crowley HS (Fort Worth, Texas) to 38-1 record and 2008 Class 5A state title.
- ▶ Voted by teammates as squad's hardest worker, best leader by example, most impressive in the weight room, fastest from baseline to baseline and best video game player.
- ▶ An information studies major at OU who graduated No. 7 in his high school class.

4 ANDREW FITZGERALD (6-8, 247, JUNIOR, FORWARD)

- ▶ Averaging 10.1 points to go along with 5.4 rebounds (ranks second on team) per game.
- ▶ Coming off a season-high 16-point game against Oral Roberts on Thursday.
- ▶ Averaging 0.4 more boards per game than last year despite playing 6.2 less minutes a contest.
- ▶ Averaged 7.3 boards in three 76 Classic games (tied for second most in tournament).
- ▶ OU's leading returning scorer (12.6) and rebounder (5.0) from last season. Also led team with his 21 blocked shots and 34 steals in an average of 30.8 minutes per game.
- ▶ An honorable mention All-Big 12 selection as a sophomore last season.
- ▶ Shot .486 from the field last year to lead all Sooners who averaged at least one made FG.
- ▶ Started all 32 games last year and scored at least 10 points 22 times (at least 20 four times).
- ▶ Arrived at OU in summer 2009 weighing 273 pounds but entered 2011-12 season at 247.

5 C.J. WASHINGTON (6-7, 230, SENIOR, FORWARD)

- ▶ Averaging 3.0 points and 3.8 rebounds in 12.2 minutes a game (DNP in season opener).
- ▶ Coming off an 8-point, 6-rebound game vs. Oral Roberts on Thursday.
- ▶ Shooting .778 (7-for-9) from the field in home games this year.
- ▶ Leads team in rebounds per minute (40-minute projection is 12.6 boards).
- ▶ Had 3 assists vs. Coppin State in his first game of year, more than he had all of last season (2).
- ▶ Came off bench in each of his 31 games last year and averaged 2.5 points and 3.1 rebounds.
- ▶ A first-team junior college All-American at Connors State College (Warner, Okla.) in 2009-10 when he averaged 19.3 points, a school-record 13.0 rebounds and 1.8 block per game.
- ▶ Named the 2010 Region II Junior College Player of the Year and Region II Tournament MVP.
- ▶ Recorded 25 double-doubles in his 32 games (including a stretch of 14 straight).

13 JAMES FRASCHILLA (5-10, 142, FRESHMAN, GUARD)

- ▶ A walk-on point guard from Dallas, Texas, who has made two appearances this year (2 min.).
- ▶ Helped Highland Park HS to a 22-8 record last year and a District 10-4A championship.
- ▶ Averaged 5.9 points, 5.0 assists and 2.7 steals as a senior to earn all-district honors.
- ▶ Voted by teammates as the Sooner who would make the best college head coach.
- ▶ Son of ESPN analyst and former college head coach Fran Fraschilla.

14 CARL BLAIR (6-2, 205, JUNIOR, GUARD)

- ▶ Averaging 4.3 points and 2.6 assists in 15.0 min. a game (has come off bench last 6 games).
- ▶ Started season opener vs. Idaho State (season highs of 12 points, 6 rebounds, 5 assists).
- ▶ Shot .250 from 3-point range last year (14-for-56) but is already 7-for-15 this year (.467).
- ▶ Played in 30 of team's 32 games last year and made 25 starts (including last 22 contests).
- ▶ Averaged 7.5 points and team-high 4.7 assists in 27.6 minutes a game.
- ▶ Assists average ranked third in Big 12.
- ▶ Led Sooners in assists in 21 games, including nine of the last 10.
- ▶ Transfer from New Orleans who averaged 9.2 points, 4.4 rebounds and 3.7 assists in 2009-10.
- ▶ Recorded triple-double at New Orleans (13 points, 10 rebounds and 11 assists).

15 TYLER NEAL (6-7, 227, SOPHOMORE, FORWARD)

- ▶ Has come off the bench to average 5.4 points and 3.1 boards in 15.4 minutes an outing.
- ▶ Is 8-for-17 from 3-point range (.471) and 8-for-8 from free throw line.
- ▶ Scored season-high 9 points against Coppin State Nov. 11 (career-high 3 treys on 6 attempts).
- ▶ Played in 26 of team's 32 games last year as a freshman and made six starts.
- ▶ Averaged 4.2 points and 2.3 rebounds in 12.5 minutes a game (13.5 points and 7.5 boards per 40 minutes).
- ▶ One of team's better free throw shooters last year (.814).
- ▶ Scored a career-high 16 points and pulled down six rebounds vs. Virginia in Maui Invitational.
- ▶ Earned state-player-of-the-year honors from Gatorade, the Oklahoma Coaches Association and The Oklahoman as a high school senior at Putnam City West.

21 CAMERON CLARK (6-6, 198, SOPHOMORE, GUARD)

- ▶ Averaged 3.0 points in first two games (3-for-18 FGs); averaging 14.0 in five games since.
- ▶ Has scored in double figures each of the last five games (shooting .519 during stretch).
- ▶ Averaging 16.0 points last three games (season-high 18 vs. Sacramento State Dec. 2).
- ▶ Coming off a productive freshman season in which he started all 32 games.
- ▶ Ranked fourth on team in scoring (9.3 ppg) and third in rebounding (4.5 rpg) last year.
- ▶ Ranked eighth in Big 12 (second among freshmen) with his 33.6 minutes per game.
- ▶ Scored in double figures 14 times and netted at least 25 points twice.
- ▶ Averaged 13.1 points in wins and 6.3 points in losses.
- ▶ Played at least 40 minutes on seven occasions.
- ▶ Ranked No. 32 as a high school senior by ESPN, No. 34 by Rivals.com and No. 39 by Scout.com.

24 ROMERO OSBY (6-8, 232, JUNIOR, FORWARD)

- ▶ Averaging 10.7 points and team-high 7.6 rebounds in 25.6 minutes a game.
- ▶ Ranks fifth in Big 12 in rebounding and second in offensive rebounding (3.6 per game).
- ▶ Has pulled down 10 rebounds in three of seven outings.
- ▶ Registered career highs of 17 points, 10 boards and four assists in opener vs. Idaho State and followed with another double-double (11 points, 10 rebounds) vs. Coppin State.
- ▶ Sat out last season after transferring from Mississippi State University.
- ▶ Averaged 4.2 points and 2.6 rebounds in 12.8 minutes a game during his two seasons at MSU.
- ▶ Played in 35 of 36 games as a sophomore (three starts) and averaged 4.3 points and 2.6 boards.
- ▶ A two-time high school all-state performer in Mississippi who was rated No. 57 nationally by Rivals.com and No. 70 by Scout.com.

31 BARRY HONORÉ (6-7, 270, SENIOR, FORWARD)

- ▶ Averaging 0.9 points, 0.6 boards and 0.6 blocks in 3.6 minutes a game.
- ▶ Provided big second-half spark off bench on both ends of floor in opener vs. Idaho State.
- ▶ A walk-on who transferred from Southern University and is one of three seniors on the team.
- ▶ Averaged 1.2 points and 1.0 rebound in 5.7 minutes a game last year (shot .632 from field).
- ▶ Named 2008 Southwestern Athletic Conference Freshman of the Year after averaging 8.8 points and 5.1 rebounds a game at Southern.
- ▶ Started 54 of his 60 games during his two-year career at Southern.

32 CASEY ARENT (6-10, 227, JUNIOR, CENTER)

- ▶ Averaging 2.3 points and 3.0 boards in 10.9 minutes per outing.
- ▶ Eleven of his 21 rebounds are offensive (52 percent).
- ▶ A junior college transfer who is the tallest player on the team.
- ▶ Rated as the nation's 22nd-best juco player last year by JucoRecruiting.com.
- ▶ Earned first-team All-Big 8 and first-team all-state honors as a sophomore last year at Sierra College in Rocklin, Calif.
- ▶ Averaged 19.1 points and 11.4 rebounds per game last season (17 double-doubles).

SEASON STATISTICS

#	Player	gp-gs	min	avg	Total		3-Point		F-Throw		Rebounds					pf	dq	a	to	blk	stl	pts	avg
					fg-fga	fg%	3fg-fga	3fg%	ft-fa	ft%	off	def	tot	avg									
02	Pledger, Steven	6-6	163	27.2	36-66	.545	14-31	.452	17-20	.850	7	11	18	3.0	15	0	13	6	0	9	103	17.2	
11	Newell, Calvin	5-0	98	19.6	25-51	.490	10-26	.385	5-7	.714	3	5	8	1.6	4	0	4	4	0	3	65	13.0	
21	Clark, Cameron	7-7	181	25.9	30-70	.429	5-11	.455	11-21	.524	9	19	28	4.0	14	0	12	10	6	6	76	10.9	
24	Osby, Romero	7-7	179	25.6	28-54	.519	2-6	.333	17-23	.739	25	28	53	7.6	15	1	8	8	6	3	75	10.7	
04	Fitzgerald, Andrew	7-7	172	24.6	30-65	.462	0-0	.000	11-15	.733	14	24	38	5.4	19	0	1	6	6	6	71	10.1	
01	Grooms, Sam	7-7	201	28.7	11-37	.297	3-12	.250	22-32	.688	6	20	26	3.7	14	0	35	14	0	8	47	6.7	
15	Neal, Tyler	7-0	108	15.4	11-24	.458	8-17	.471	8-8	1.000	6	16	22	3.1	11	0	4	7	1	4	38	5.4	
14	Blair, Carl	7-1	105	15.0	8-20	.400	7-15	.467	7-11	.636	3	9	12	1.7	11	0	18	19	0	5	30	4.3	
05	Washington, C.J.	6-0	73	12.2	8-14	.571	0-0	.000	2-2	1.000	7	16	23	3.8	6	0	5	2	3	0	18	3.0	
32	Arent, Casey	7-0	76	10.9	7-19	.368	0-0	.000	2-2	1.000	11	10	21	3.0	11	0	1	10	2	3	16	2.3	
31	Honore, Barry	7-0	25	3.6	2-6	.333	0-0	.000	2-2	1.000	3	1	4	0.6	2	0	0	3	4	0	6	0.9	
03	Franklin, T.J.	5-0	17	3.4	1-4	.250	0-2	.000	0-0	.000	0	1	1	0.2	2	0	1	2	0	2	2	0.4	
13	Fraschilla, James	2-0	2	1.0	0-0	.000	0-0	.000	0-0	.000	0	0	0	0.0	1	0	0	0	0	0	0	0.0	
Team											18	9	27										
Total.....		7	1400		197-430	.458	49-120	.408	104-143	.727	112	169	281	40.1	125	1	102	91	28	49	547	78.1	
Opponents.....		7	1400		164-386	.425	53-150	.353	85-121	.702	75	140	215	30.7	135	5	107	111	12	41	466	66.6	

TEAM STATISTICS	OU	OPP	Date	Opponent	Score	Att.
SCORING	547	466	11/11/11	IDAHO STATE	w 78-74	7622
Points per game	78.1	66.6	11/18/11	COPPIN STATE	w 92-65	7460
Scoring margin	+11.6	-	11/24/11	vs Washington State	w 74-59	1457
FIELD GOALS-ATT	197-430	164-386	11/25/11	vs Santa Clara	w 85-73	1777
Field goal pct	.458	.425	11/27/11	vs Saint Louis	L 63-83	2637
3 POINT FG-ATT	49-120	53-150	12/02/11	SACRAMENTO STATE	w 82-53	7460
3-point FG pct	.408	.353	12/08/11	ORAL ROBERTS	w 73-59	7699
3-pt FG made per game	7.0	7.6				
FREE THROWS-ATT	104-143	85-121				
Free throw pct	.727	.702				
F-Throws made per game	14.9	12.1				
REBOUNDS	281	215				
Rebounds per game	40.1	30.7				
Rebounding margin	+9.4	-				
ASSISTS	102	107				
Assists per game	14.6	15.3				
TURNOVERS	91	111				
Turnovers per game	13.0	15.9				
Turnover margin	+2.9	-				
Assist/turnover ratio	1.1	1.0				
STEALS	49	41				
Steals per game	7.0	5.9				
BLOCKS	28	12				
Blocks per game	4.0	1.7				
ATTENDANCE	30241	5871				
Home games-Avg/Game	4-7560	0-0				
Neutral site-Avg/Game	-	3-1957				

Score by Periods	1st	2nd	Totals
Oklahoma	262	285	547
Opponents	204	262	466

SEASON RESULTS

Date	Opponent	Score	W/L	Attend.	Points Leader	Rebounds Leader	Assists Leader
11/11	Idaho State	78-74	W	7,622	Newell 19	Osby 10	Grooms 8
11/18	Coppin State	92-65	W	7,460	Pledger 20	Osby 10	Blair, Clark 4
11/24	vs. Washington State #	74-59	W	1,457	Newell 18	Fitzgerald 7	Grooms 10
11/25	vs. Santa Clara #	85-73	W	1,777	Pledger 26	Fitzgerald 13	Grooms 6
11/27	vs. Saint Louis #	63-83	L	2,637	Clark, Osby 14	Clark, Osby 6	Pledger 2
12/2	Sacramento State	82-53	W	7,460	Clark 18	Blair 5	Pledger 5
12/8	Oral Roberts	73-59	W	7,699	Pledger 17	Clark 8	Grooms 5
12/10	Arkansas						
12/17	vs. Houston \$						
12/21	South Carolina State						
12/29	at Cincinnati %						
12/31	Northwestern State						
1/3	at Missouri						
1/7	Kansas						
1/9	at Oklahoma State						
1/14	Kansas State						
1/17	Texas Tech						
1/21	at Texas A&M						
1/24	Baylor						
1/28	at Kansas State						
2/1	at Kansas						
2/4	Iowa State						
2/6	Missouri						
2/11	at Texas Tech						
2/14	Texas						
2/18	at Iowa State						
2/22	Oklahoma State						
2/25	at Baylor						
2/29	at Texas						
3/3	Texas A&M						

Associated Press rankings in parentheses

76 Classic (Anaheim, Calif.)

\$ All-College Classic (Oklahoma City, Okla.)

% at U.S. Bank Arena

Record Summary	Overall	Home	Away	Neutral
All Games	6-1	4-0	0-0	2-1
Big 12 Games	0-0	0-0	0-0	0-0
Non-Conference Games	6-1	4-0	0-0	2-1

POINTS-REBOUNDS-ASSISTS

Date	Opponent	1 GROOMS	2 PLEDGER	3 FRANKLIN	4 FTZGERLD	5 WASHGTON	11 NEWELL	13 FRASCH.	14 BLAIR	15 NEAL	21 CLARK	24 OSBY	31 HONORÉ	32 ARENT
11/11	Idaho State	<u>11-6-8</u>	DNP	0-0-0	<u>7-1-0</u>	DNP	19-2-0	DNP	<u>12-6-5</u>	4-7-1	<u>2-3-0</u>	<u>17-10-4</u>	2-0-0	4-1-0
11/18	Coppin State	<u>4-4-1</u>	<u>20-2-3</u>	0-0-0	<u>10-8-0</u>	6-8-3	14-2-1	0-0-0	6-0-4	9-3-1	<u>4-4-4</u>	<u>11-10-0</u>	2-3-0	6-9-1
11/24	vs. Washington State #	<u>9-1-10</u>	<u>14-2-0</u>	0-0-1	<u>9-7-0</u>	0-2-0	18-1-3	DNP	0-0-0	2-3-0	<u>11-2-1</u>	<u>9-6-0</u>	0-0-0	2-3-0
11/25	vs. Santa Clara #	<u>12-5-6</u>	<u>26-7-0</u>	DNP	<u>12-13-0</u>	0-4-0	8-2-0	DNP	2-0-2	3-2-0	<u>11-2-1</u>	<u>9-10-1</u>	0-0-0	2-2-0
11/27	vs. Saint Louis #	<u>0-2-1</u>	<u>11-3-2</u>	DNP	<u>4-2-0</u>	2-2-0	6-1-0	DNP	3-1-1	7-1-0	<u>14-6-1</u>	<u>14-6-0</u>	0-0-0	2-1-0
12/2	Sacramento State	<u>9-4-4</u>	<u>15-1-5</u>	2-0-1	<u>13-4-1</u>	2-1-1	**	DNP	5-5-3	8-3-1	<u>18-3-3</u>	<u>8-4-3</u>	2-1-0	0-3-0
12/8	Oral Roberts	<u>2-4-5</u>	<u>17-3-3</u>	0-0-0	<u>16-3-0</u>	8-6-1	**	0-0-0	2-0-3	5-3-1	<u>16-8-2</u>	<u>7-7-0</u>	0-0-0	0-2-0
12/10	Arkansas													
12/17	vs. Houston \$													
12/21	South Carolina State													
12/29	at Cincinnati %													
12/31	Northwestern State													
1/3	at Missouri													
1/7	Kansas													
1/9	at Oklahoma State													
1/14	Kansas State													
1/17	Texas Tech													
1/21	at Texas A&M													
1/24	Baylor													
1/28	at Kansas State													
2/1	at Kansas													
2/4	Iowa State													
2/6	Missouri													
2/11	at Texas Tech													
2/14	Texas													
2/18	at Iowa State													
2/22	Oklahoma State													
2/25	at Baylor													
2/29	at Texas													
3/3	Texas A&M													

Associated Press rankings in parentheses

76 Classic (Anaheim, Calif.)

\$ All-College Classic (Oklahoma City, Okla.)

% at U.S. Bank Arena

** Left team

MISCELLANEOUS STATS

Dunks

Romero Osby.....	13
Cameron Clark.....	6
Andrew Fitzgerald.....	3
Tyler Neal.....	2
Steven Pledger.....	2
Casey Arent.....	1
Calvin Newell.....	1

Charges Taken

Andrew Fitzgerald.....	3
Romero Osby.....	3
Casey Arent.....	1
Carl Blair.....	1
Cameron Clark.....	1
T.J. Franklin.....	1
Tyler Neal.....	1
Steven Pledger.....	1
C.J. Washington.....	1

GAME-BY-GAME TEAM STATS

	FG-A	Pct.	3FG-A	Pct.	FT-A	Pct.	O/D/T	PF	A	TO	B	S	1	2	TP
Idaho State at Oklahoma	28-60 23-63	.467 .365	7-24 8-23	.292 .348	11-17 24-33	.647 .727	12/25/37 18/23/41	30 20	22 18	20 15	0 6	7 8	34 31	40 47	74 78
Coppin State at Oklahoma	20-55 36-79	.364 .456	9-33 10-24	.273 .417	16-27 10-13	.593 .769	10/17/27 28/33/61	14 21	13 18	15 15	2 5	8 5	23 42	42 50	65 92
Oklahoma # vs. Washington State #	27-60 22-52	.450 .423	9-20 7-17	.450 .412	11-18 8-11	.611 .727	13/19/32 13/22/35	14 18	14 12	11 22	3 3	7 5	38 40	36 19	74 59
Santa Clara # vs. Oklahoma #	24-68 28-60	.353 .467	14-33 5-16	.424 .313	11-13 24-32	.846 .750	12/21/33 15/34/49	24 18	17 10	9 11	2 4	4 1	19 42	54 43	73 85
Saint Louis # vs. Oklahoma #	29-48 25-60	.604 .417	9-17 3-10	.529 .300	16-20 10-15	.800 .667	5/24/29 15/16/31	17 22	19 5	11 12	1 1	1 5	39 30	44 33	83 63
Sacramento State at Oklahoma	19-43 31-54	.442 .574	6-11 11-20	.545 .550	9-14 9-12	.643 .750	7/16/23 9/20/29	14 11	13 22	22 12	1 6	7 16	25 45	28 37	53 82
Oral Roberts at Oklahoma	22-60 27-54	.367 .500	1-15 3-7	.067 .429	14-19 16-20	.737 .800	16/15/31 14/24/38	18 19	11 15	12 15	3 3	9 7	24 34	35 39	59 73
Arkansas at Oklahoma															
Houston \$ vs. Oklahoma															
South Carolina State at Oklahoma															
Oklahoma % at Cincinnati %															
Northwestern State at Oklahoma															
Oklahoma at Missouri															
Kansas at Oklahoma															
Oklahoma at Oklahoma State															
Kansas State at Oklahoma															
Texas Tech at Oklahoma															
Oklahoma at Texas A&M															
Baylor at Oklahoma															
Oklahoma at Kansas State															
Oklahoma at Kansas															
Iowa State at Oklahoma															
Missouri at Oklahoma															
Oklahoma at Texas Tech															
Texas at Oklahoma															
Oklahoma at Iowa State															
Oklahoma State at Oklahoma															
Oklahoma at Baylor															
Oklahoma at Texas															
Texas A&M at Oklahoma															

Associated Press rankings in parentheses

76 Classic (Anaheim, Calif.)

\$ All-College Classic (Oklahoma City, Okla.)

% at U.S. Bank Arena

INDIVIDUAL HIGHS

OKLAHOMA HIGHS

Points	26, Steven Pledger vs. Santa Clara (11/25)
Field Goals	10, Steven Pledger vs. Santa Clara (11/25)
Field Goal Attempts	17, Andrew Fitzgerald vs. Oral Roberts (12/8)
Field Goal Pct. (min. 7 made)	.667 (10-for-15), Steven Pledger vs. Santa Clara (11/25)
3-Point Field Goals	4, Steven Pledger vs. Santa Clara (11/25) 4, Calvin Newell vs. Washington State (11/24) 4, Calvin Newell vs. Idaho State (11/11)
3-Point Field Goal Attempts	11, Calvin Newell vs. Idaho State (11/11)
3-Point Field Goal Pct. (min. 4 made)	.500 (4-for-8), Steven Pledger vs. Santa Clara (11/25) .500 (4-for-8), Calvin Newell vs. Washington State (11/24)
Free Throws	8, Sam Grooms vs. Santa Clara (11/25)
Free Throw Attempts	12, Sam Grooms vs. Santa Clara (11/25)
Free Throw Pct.	1.000 (5-for-5), Steven Pledger vs. Oral Roberts (12/8)
Rebounds	13, Andrew Fitzgerald vs. Santa Clara (11/25)
Assists	10, Sam Grooms vs. Washington State (11/24)
Turnovers	4, Sam Grooms vs. Oral Roberts (12/8) 4, Carl Blair vs. Saint Louis (11/27) 4, Carl Blair vs. Coppin State (11/18)
Blocked Shots	3, Cameron Clark vs. Sacramento State (12/2)
Steals	3, Andrew Fitzgerald vs. Sacramento State (12/2) 3, Sam Grooms vs. Sacramento State (12/2) 3, Steven Pledger vs. Sacramento State (12/2) 3, Steven Pledger vs. Washington State (11/24)

OPPONENT HIGHS

Points	27, Evan Rocquemore, Santa Clara (11/25)
Field Goals	9, Brian Conklin, Saint Louis (11/27)
Field Goal Attempts	19, Kevin Foster, Santa Clara (11/25)
Field Goal Pct. (min. 7 made)	.818 (9-for-11), Brian Conklin, Saint Louis (11/27)
3-Point Field Goals	7, Evan Rocquemore, Santa Clara (11/25)
3-Point Field Goal Attempts	11, Evan Rocquemore, Santa Clara (11/25)
3-Point Field Goal Pct. (min. 4 made)	.800 (4-for-5), Cody Ellis, Saint Louis (11/27)
Free Throws	7, Brian Conklin, Saint Louis (11/27)
Free Throw Attempts	10, Tony Gallo vs. Coppin State (11/18)
Free Throw Pct.	1.000 (7-for-7), Brian Conklin, Saint Louis (11/27)
Rebounds	15, Mike Scott, Virginia (11/23)
Assists	10, Evan Rocquemore, Santa Clara (11/25)
Turnovers	7, Dylan Garrity, Sacramento State (12/2)
Blocked Shots	1, 12 players
Steals	3, Michael Craion, Oral Roberts (12/8) 3, Kevin Foster, Santa Clara (11/25) 3, Chase Grabau, Idaho State (11/11) 3, Melvin Morgan, Idaho State (11/11)

OKLAHOMA'S TOP INDIVIDUAL PERFORMANCES

POINTS

26.....	Steven Pledger vs. Santa Clara (11/25)
20.....	Steven Pledger vs. Coppin State (11/18)
19.....	Calvin Newell vs. Idaho State (11/11)
18.....	Cameron Clark vs. Sacramento State (12/2)
18.....	Calvin Newell vs. Washington State (11/24)
17.....	Steven Pledger vs. Oral Roberts (12/8)
17.....	Romero Osby vs. Idaho State (11/11)

REBOUNDS

13.....	Andrew Fitzgerald vs. Santa Clara (11/25)
10.....	Romero Osby vs. Santa Clara (11/25)
10.....	Romero Osby vs. Coppin State (11/18)
10.....	Romero Osby vs. Idaho State (11/11)
9.....	Casey Arent vs. Coppin State (11/18)
8.....	Cameron Clark vs. Oral Roberts (12/8)
8.....	Andrew Fitzgerald vs. Coppin State (11/18)

ASSISTS

10.....	Sam Grooms vs. Washington State (11/24)
8.....	Sam Grooms vs. Idaho State (11/11)
6.....	Sam Grooms vs. Santa Clara (11/25)
5.....	Sam Grooms vs. Oral Roberts (12/8)
5.....	Steven Pledger vs. Sacramento State (12/2)
5.....	Carl Blair vs. Idaho State (11/11)

BLOCKED SHOTS

3.....	Cameron Clark vs. Sacramento State (12/2)
2.....	Romero Osby vs. Oral Roberts (12/8)
2.....	C.J. Washington vs. Sacramento State (12/2)
2.....	Andrew Fitzgerald vs. Santa Clara (11/25)
2.....	Cameron Clark vs. Coppin State (11/18)
2.....	Barry Honoré vs. Idaho State (11/11)
2.....	Romero Osby vs. Idaho State (11/11)
2.....	Andrew Fitzgerald vs. Idaho State (11/11)

STEALS

3.....	Andrew Fitzgerald vs. Sacramento State (12/2)
3.....	Sam Grooms vs. Sacramento State (12/2)
3.....	Steven Pledger vs. Sacramento State (12/2)
3.....	Steven Pledger vs. Washington State (11/24)

3-POINT FIELD GOALS

4.....	Steven Pledger vs. Santa Clara (11/25)
4.....	Calvin Newell vs. Washington State (11/24)
4.....	Calvin Newell vs. Idaho State (11/11)

MINUTES

37.....	Sam Grooms vs. Idaho State (11/11)
35.....	Steven Pledger vs. Saint Louis (11/27)
33.....	Sam Grooms vs. Washington State (11/24)
32.....	Romero Osby vs. Santa Clara (11/25)

THURSDAY vs. ORAL ROBERTS

Official Basketball Box Score -- Game Totals -- Final Statistics
Oral Roberts vs Oklahoma
12/08/11 7 p.m. CT at Norman, Okla. (Lloyd Noble Center)
Oral Roberts 59 • 6-3

#	Player	Total		3-Ptr		Rebounds			PF	TP	A	TO	Blk	Stl	Min
		FG-FGA	FG-FGA	FT-FTA	Off Def Tot										
22	ROUNDTREE, Steven	f	2-7	0-0	4-6	2	4	6	3	8	2	2	0	2	26
45	MORRISON, Dominique	f	7-18	0-4	6-7	1	5	6	2	20	2	4	1	1	40
54	CRAION, Michael	f	4-8	0-0	0-0	1	2	3	2	8	2	0	0	3	26
04	PEARSON, Roderick	g	0-1	0-0	1-2	1	0	1	5	1	1	1	0	1	15
13	NILES, Warren	g	0-6	0-2	0-0	2	1	3	0	0	1	2	1	0	26
14	LLITERAS, Jake		1-5	0-4	1-2	1	1	2	3	3	1	0	0	2	14
32	BELL-HOLTER, Damen		7-11	0-2	2-2	2	2	4	2	16	1	1	1	0	28
35	MANGHUM, Mikey		1-4	1-3	0-0	1	0	1	1	3	1	2	0	0	25
Team						5	0	5							
Totals			22-60	1-15	14-19	16	15	31	18	59	11	12	3	9	200
FG % 1st Half:		11-28	39.3%	2nd half:	11-32	34.4%	Game:		22-60	36.7%	Deadball Rebounds				
3FG % 1st Half:		1-7	14.3%	2nd half:	0-8	0.0%	Game:		1-15	6.7%					
FT % 1st Half:		1-1	100.0%	2nd half:	13-18	72.2%	Game:		14-19	73.7%					

Oklahoma 73 • 6-1

#	Player	Total		3-Ptr		Rebounds			PF	TP	A	TO	Blk	Stl	Min
		FG-FGA	FG-FGA	FT-FTA	Off Def Tot										
04	Fitzgerald, Andrew	f	8-17	0-0	0-0	1	2	3	3	16	0	1	1	1	31
24	Osby, Romero	f	3-4	0-1	1-2	4	3	7	5	7	0	1	2	0	21
01	Grooms, Sam	g	0-3	0-1	2-2	0	4	4	2	2	5	4	0	2	29
02	Pledger, Steven	g	6-11	0-2	5-5	1	2	3	1	17	3	2	0	2	31
21	Clark, Cameron	g	5-8	2-2	4-6	1	7	8	2	16	2	2	0	0	30
03	Franklin, T.J.		0-0	0-0	0-0	0	0	0	0	0	0	0	0	0	0+
05	Washington, C.J.		3-4	0-0	2-2	3	3	6	2	8	1	0	0	0	17
13	Fraschilla, James		0-0	0-0	0-0	0	0	0	0	0	0	0	0	0	0+
14	Blair, Carl		1-1	0-0	0-1	0	0	0	1	2	3	2	0	0	13
15	Neal, Tyler		1-1	1-1	2-2	0	3	3	1	5	1	2	0	2	19
31	Honore, Barry		0-2	0-0	0-0	0	0	0	0	0	0	0	0	0	3
32	Arent, Casey		0-3	0-0	0-0	2	0	2	2	0	0	1	0	0	6
Team						2	0	2							
Totals			27-54	3-7	16-20	14	24	38	19	73	15	15	3	7	200
FG % 1st Half:		14-27	51.9%	2nd half:	13-27	48.1%	Game:		27-54	50.0%	Deadball Rebounds				
3FG % 1st Half:		2-4	50.0%	2nd half:	1-3	33.3%	Game:		3-7	42.9%					
FT % 1st Half:		4-6	66.7%	2nd half:	12-14	85.7%	Game:		16-20	80.0%					

Officials: Tom O'Neill, Tom Eades, Kelly Self
 Technical fouls: Oral Roberts-None. Oklahoma-None.
 Attendance: 7699
 Estimated Attendance: 4342

Score by periods	1st	2nd	Total
Oral Roberts	24	35	59
Oklahoma	34	39	73

Last FG - ORU 2nd-00:43, OU 2nd-00:53.
 Largest lead - ORU by 4 1st-18:30, OU by 16 2nd-08:23.

Points	In	Off	2nd	Fast	Bench
ORU	26	13	13	2	22
OU	30	14	14	11	15

Score tied - 1 time.
 Lead changed - 5 times.

LAST YEAR vs. ARKANSAS

Official Basketball Box Score -- Game Totals -- Final Statistics
Oklahoma vs Arkansas
12/01/10 7 p.m. CT at Fayetteville, Ark. (Bud Walton Arena)
Oklahoma 74 • 3-4

#	Player	Total		3-Ptr		Rebounds			PF	TP	A	TO	Blk	Stl	Min
		FG-FGA	FG-FGA	FT-FTA	Off Def Tot										
04	Fitzgerald, Andrew	f	7-14	0-0	4-5	8	5	13	2	18	1	5	0	1	37
15	Neal, Tyler	f	1-2	0-1	0-0	0	0	0	1	2	1	1	0	0	10
14	Blair, Carl	g	0-1	0-1	1-2	0	1	1	5	1	1	5	0	1	8
21	Clark, Cameron	g	3-6	0-1	1-1	2	3	5	1	7	0	1	1	0	19
34	Davis, Cade	g	3-8	2-4	1-2	1	3	4	5	9	4	1	3	0	38
02	Pledger, Steven	g	4-8	1-4	0-0	0	3	3	3	9	2	2	1	1	24
05	Washington, C.J.		0-1	0-0	0-0	0	0	0	0	0	0	0	0	0	4
11	Newell, Calvin		6-11	1-3	2-2	2	3	5	3	15	6	6	0	1	32
31	Honore, Barry		0-0	0-0	0-0	1	1	2	0	0	0	0	0	0	3
55	Thompson, Nick		5-11	3-6	0-0	1	5	6	2	13	1	1	0	0	25
Team						3	0	3							
Totals			29-62	7-20	9-12	18	24	42	22	74	16	22	5	4	200
FG % 1st Half:		16-33	48.5%	2nd half:	13-29	44.8%	Game:		29-62	46.8%	Deadball Rebounds				
3FG % 1st Half:		3-10	30.0%	2nd half:	4-10	40.0%	Game:		7-20	35.0%					
FT % 1st Half:		2-3	66.7%	2nd half:	7-9	77.8%	Game:		9-12	75.0%					

Arkansas 84 • 4-1

#	Player	Total		3-Ptr		Rebounds			PF	TP	A	TO	Blk	Stl	Min
		FG-FGA	FG-FGA	FT-FTA	Off Def Tot										
05	BRYANT, Glenn	f	3-5	0-0	1-1	2	1	3	3	7	1	1	3	1	23
21	JOHNSON, Delvon	f	2-5	0-0	4-4	1	2	3	3	8	0	2	3	1	24
03	SCOTT, Rickey	g	2-4	0-0	1-2	0	0	0	1	5	0	1	0	0	15
15	CLARKE, Rotnei	g	7-12	3-5	3-4	0	2	2	2	20	0	1	0	2	31
30	PETERSON, Jeff	g	3-5	1-2	8-9	0	2	2	2	15	5	4	0	3	31
01	WADE, Mardracus		3-5	0-0	2-2	0	0	0	4	8	2	1	0	2	22
02	FARMER, Jemal		2-3	1-1	0-0	0	2	2	0	5	0	0	0	0	8
22	WAITHE, Marvel		4-7	0-2	0-0	1	5	6	0	8	1	1	1	1	19
23	NOBLES, Julysse		1-5	0-1	4-4	0	1	1	1	6	1	1	0	1	15
33	POWELL, Marshawn		1-4	0-0	0-0	1	1	2	1	2	1	0	1	0	12
Team						1	1	2							
Totals			28-55	5-11	23-26	6	17	23	17	84	11	12	8	11	200
FG % 1st Half:		17-30	56.7%	2nd half:	11-25	44.0%	Game:		28-55	50.9%	Deadball Rebounds				
3FG % 1st Half:		2-2	100.0%	2nd half:	3-9	33.3%	Game:		5-11	45.5%					
FT % 1st Half:		7-9	77.8%	2nd half:	16-17	94.1%	Game:		23-26	88.5%					


Officials: Gary Maxwell, Antinio Petty, John Hampton
 Technical fouls: Oklahoma-None. Arkansas-None.
 Attendance: 11854
 Estimated Actual Attendance: 10,047
 Fouled out: Oklahoma #14, Blair (8:25,2H); #34, Davis (0:28.5,2H)

Score by periods	1st	2nd	Total
Oklahoma	37	37	74
Arkansas	43	41	84

Last FG - OU 2nd-00:09, AR 2nd-01:09.
 Largest lead - OU by 4 1st-19:17, AR by 17 2nd-14:32.

Points	In	Off	2nd	Fast	Bench
OU	36	9	22	10	37
AR	40	28	9	15	29

Score tied - 2 times.
 Lead changed - 3 times.



1 SAM GROOMS

6-1, 203, JUNIOR, GUARD
GREENSBORO, N.C.
(CHIPOLA JUNIOR COLLEGE [FLA.])

PTS	REB	AST	MIN
7.5	3.7	5.0	28.7

GROOMS GAME BY GAME IN 2011-12

Date	Opponent	MIN	FG	3FG	FT	O-D-T	PF	A	TO	B	S	TP
N11	Idaho State	*37	2-10	0-2	7-8	3-3-6	3	8	2	0	2	11
N18	Coppin State	*23	1-6	0-3	2-4	2-2-4	2	1	3	0	0	4
N24	vs. Washington State	*33	3-6	1-1	2-4	1-0-1	2	10	1	0	1	9
N25	vs. Santa Clara	*27	2-6	0-3	8-12	0-5-5	1	6	1	0	0	12
N27	vs. Saint Louis	*24	0-1	0-0	0-0	0-2-2	4	1	2	0	0	0
D2	Sacramento State	*28	3-5	2-2	1-2	0-4-4	0	4	1	0	3	9
D8	Oral Roberts	*29	0-3	0-1	2-2	0-4-4	2	5	4	0	2	2
D10	Arkansas											
D17	vs. Houston											
D21	South Carolina State											
D29	at Cincinnati											
D31	Northwestern State											
J3	at Missouri											
J7	Kansas											
J9	at Oklahoma State											
J14	Kansas State											
J17	Texas Tech											
J21	at Texas A&M											
J24	Baylor											
J28	at Kansas State											
F1	at Kansas											
F4	Iowa State											
F6	Missouri											
F11	at Texas Tech											
F14	Texas											
F18	at Iowa State											
F22	Oklahoma State											
F25	at Baylor											
F29	at Texas											
M3	Texas A&M											

* Starter

GROOMS' CAREER HIGHS

Points	12 vs. Santa Clara (11/25/11)
Field Goals	3 vs. Washington State (11/24/11)
Field Goal Attempts	10 vs. Idaho State (11/11/11)
3-Point Field Goals	2 vs. Sacramento State (12/2/11)
3-Point Field Goal Attempts	3 (twice)
Free Throws Made	8 vs. Santa Clara (11/25/11)
Free Throw Attempts	12 vs. Santa Clara (11/25/11)
Rebounds	6 vs. Idaho State (11/11/11)
Assists	10 vs. Washington State (11/24/11)
Blocked Shots	None
Steals	3 vs. Sacramento State (12/2/11)
Minutes Played	37 vs. Idaho State (11/11/11)



2 STEVEN PLEDGER

6-4, 222, JUNIOR, GUARD
CHESAPEAKE, VA.
(ATLANTIC SHORES CHRISTIAN SCHOOL)

PTS	REB	FG%	MIN
17.2	3.0	.545	26.4

PLEDGER GAME BY GAME IN 2011-12

Date	Opponent	MIN	FG	3FG	FT	O-D-T	PF	A	TO	B	S	TP
N11	Idaho State											DNP
N18	Coppin State	*20	8-14	3-8	1-1	1-1-2	3	3	0	0	0	20
N24	vs. Washington State	*25	4-8	3-6	3-3	1-1-2	3	0	1	0	3	14
N25	vs. Santa Clara	*31	10-15	4-8	2-4	3-4-7	1	0	1	0	0	26
N27	vs. Saint Louis	*35	4-13	1-4	2-3	0-3-3	4	2	2	0	1	11
D2	Sacramento State	*21	4-5	3-3	4-4	1-0-1	3	5	0	0	3	15
D8	Oral Roberts	*31	6-11	0-2	5-5	1-2-3	1	3	2	0	2	17
D10	Arkansas											
D17	vs. Houston											
D21	South Carolina State											
D29	at Cincinnati											
D31	Northwestern State											
J3	at Missouri											
J7	Kansas											
J9	at Oklahoma State											
J14	Kansas State											
J17	Texas Tech											
J21	at Texas A&M											
J24	Baylor											
J28	at Kansas State											
F1	at Kansas											
F4	Iowa State											
F6	Missouri											
F11	at Texas Tech											
F14	Texas											
F18	at Iowa State											
F22	Oklahoma State											
F25	at Baylor											
F29	at Texas											
M3	Texas A&M											

* Starter

PLEDGER'S CAREER HIGHS

Points	38 vs. Iowa State (1/29/11)
Field Goals	12 vs. Iowa State (1/29/11)
Field Goal Attempts	20 vs. Iowa State (1/29/11)
3-Point Field Goals	7 vs. Iowa State (1/29/11)
3-Point Field Goal Attempts	14 vs. Houston (11/26/09)
Free Throws Made	7 vs. Iowa State (1/29/11)
Free Throw Attempts	8 (twice)
Rebounds	7 vs. Santa Clara (11/25/11)
Assists	6 (twice)
Blocked Shots	2 (twice)
Steals	3 (six times)
Minutes Played	44 vs. Iowa State (1/29/11)



3 T.J. FRANKLIN

5-11, 175, SENIOR, GUARD
FORT WORTH, TEXAS
(NORTH CROWLEY HS)

PTS	REB	AST	MIN
0.5	0.3	0.3	4.3

FRANKLIN GAME BY GAME IN 2011-12

Date	Opponent	MIN	FG	3FG	FT	O-D-T	PF	A	TO	B	S	TP
N11	Idaho State	+0	0-0	0-0	0-0	0-0-0	0	0	0	0	0	0
N18	Coppin State	7	0-0	0-0	0-0	0-0-0	2	0	1	0	1	0
N24	vs. Washington State	1	0-1	0-0	0-0	0-1-1	0	0	0	0	0	0
N25	vs. Santa Clara					DNP						
N27	vs. Saint Louis					DNP						
D2	Sacramento State	9	1-3	0-2	0-0	0-0-0	0	1	1	0	1	2
D8	Oral Roberts	0+	0-0	0-0	0-0	0-0-0	0	0	0	0	0	0
D10	Arkansas											
D17	vs. Houston											
D21	South Carolina State											
D29	at Cincinnati											
D31	Northwestern State											
J3	at Missouri											
J7	Kansas											
J9	at Oklahoma State											
J14	Kansas State											
J17	Texas Tech											
J21	at Texas A&M											
J24	Baylor											
J28	at Kansas State											
F1	at Kansas											
F4	Iowa State											
F6	Missouri											
F11	at Texas Tech											
F14	Texas											
F18	at Iowa State											
F22	Oklahoma State											
F25	at Baylor											
F29	at Texas											
M3	Texas A&M											

* Starter

FRANKLIN'S CAREER HIGHS

Points	3 vs. Texas Southern (11/18/10)
Field Goals	1 (twice)
Field Goal Attempts	3 vs. Sacramento State (12/2/11)
3-Point Field Goals	None
3-Point Field Goal Attempts	2 vs. Sacramento State (12/2/11)
Free Throws Made	2 vs. Mount St. Mary's (11/14/09)
Free Throw Attempts	4 (twice)
Rebounds	2 (twice)
Assists	2 (three times)
Blocked Shots	None
Steals	1 (twice)
Minutes Played	9 vs. Sacramento State (12/2/11)



4 ANDREW FITZGERALD

6-8, 247, JUNIOR, FORWARD
BALTIMORE, MD.
(BREWSTER ACADEMY [N.H.])

PTS	REB	FG%	MIN
9.2	5.8	.458	23.5

FITZGERALD GAME BY GAME IN 2011-12

Date	Opponent	MIN	FG	3FG	FT	O-D-T	PF	A	TO	B	S	TP
N11	Idaho State	*23	2-7	0-0	3-3	0-1-1	3	0	0	2	0	7
N18	Coppin State	*19	4-11	0-0	2-2	5-3-8	2	0	1	0	1	10
N24	vs. Washington State	*30	4-9	0-0	1-4	2-5-7	2	0	2	1	0	9
N25	vs. Santa Clara	*30	4-7	0-0	4-4	5-8-13	3	0	0	2	0	12
N27	vs. Saint Louis	*17	2-6	0-0	0-0	0-2-2	4	0	1	0	1	4
D2	Sacramento State	*22	6-8	0-0	1-2	1-3-4	2	1	1	0	3	13
D8	Oral Roberts	*31	8-17	0-0	0-0	1-2-3	3	0	1	1	1	16
D10	Arkansas											
D17	vs. Houston											
D21	South Carolina State											
D29	at Cincinnati											
D31	Northwestern State											
J3	at Missouri											
J7	Kansas											
J9	at Oklahoma State											
J14	Kansas State											
J17	Texas Tech											
J21	at Texas A&M											
J24	Baylor											
J28	at Kansas State											
F1	at Kansas											
F4	Iowa State											
F6	Missouri											
F11	at Texas Tech											
F14	Texas											
F18	at Iowa State											
F22	Oklahoma State											
F25	at Baylor											
F29	at Texas											
M3	Texas A&M											

* Starter

FITZGERALD'S CAREER HIGHS

Points	22 (three times)
Field Goals	8 (five times)
Field Goal Attempts	17 (twice)
3-Point Field Goals	None
3-Point Field Goal Attempts	None
Free Throws Made	6 (five times)
Free Throw Attempts	8 vs. Texas A&M (3/6/10)
Rebounds	13 (twice)
Assists	3 vs. Baylor (2/27/10)
Blocked Shots	3 vs. Texas Tech (1/18/11)
Steals	5 vs. North Carolina Central (11/15/10)
Minutes Played	39 (twice)



5 C.J. WASHINGTON

6-7, 230, SENIOR, FORWARD
STRINGTOWN, OKLA.
(CONNORS STATE COLLEGE)

PTS	REB	AST	MIN
2.0	3.4	0.8	11.2


WASHINGTON GAME BY GAME IN 2011-12

Date	Opponent	MIN	FG	3FG	FT	O-D-T	PF	A	TO	B	S	TP
N11	Idaho State					DNP						
N18	Coppin State	18	3-4	0-0	0-0	3-5-8	2	3	1	0	0	6
N24	vs. Washington State	3	0-2	0-0	0-0	1-1-2	0	0	0	0	0	0
N25	vs. Santa Clara	8	0-1	0-0	0-0	0-4-4	0	0	0	1	0	0
N27	vs. Saint Louis	10	1-2	0-0	0-0	0-2-2	0	0	0	0	0	2
D2	Sacramento State	17	1-1	0-0	0-0	0-1-1	2	1	1	2	0	2
D8	Oral Roberts	17	3-4	0-0	2-2	3-3-6	2	1	0	0	0	8
D10	Arkansas											
D17	vs. Houston											
D21	South Carolina State											
D29	at Cincinnati											
D31	Northwestern State											
J3	at Missouri											
J7	Kansas											
J9	at Oklahoma State											
J14	Kansas State											
J17	Texas Tech											
J21	at Texas A&M											
J24	Baylor											
J28	at Kansas State											
F1	at Kansas											
F4	Iowa State											
F6	Missouri											
F11	at Texas Tech											
F14	Texas											
F18	at Iowa State											
F22	Oklahoma State											
F25	at Baylor											
F29	at Texas											
M3	Texas A&M											

* Starter

WASHINGTON'S CAREER HIGHS

Points	9 (twice)
Field Goals	4 (twice)
Field Goal Attempts	6 (twice)
3-Point Field Goals	None
3-Point Field Goal Attempts	None
Free Throws Made	4 (twice)
Free Throw Attempts	6 vs. Sacramento State (12/21/10)
Rebounds	8 vs. Coppin State (11/18/11)
Assists	3 vs. Coppin State (11/18/11)
Blocked Shots	3 vs. Virginia (11/23/10)
Steals	2 vs. Iowa State (1/29/11)
Minutes Played	25 vs. Texas Tech (3/2/11)



13 JAMES FRASCHILLA

5-10, 142, FRESHMAN, GUARD
DALLAS, TEXAS
(HIGHLAND PARK HS)

PTS	REB	AST	MIN
0.0	0.0	0.0	2.0

FRASCHILLA GAME BY GAME IN 2011-12

Date	Opponent	MIN	FG	3FG	FT	O-D-T	PF	A	TO	B	S	TP
N11	Idaho State					DNP						
N18	Coppin State	2	0-0	0-0	0-0	0-0-0	1	0	0	0	0	0
N24	vs. Washington State					DNP						
N25	vs. Santa Clara					DNP						
N27	vs. Saint Louis					DNP						
D2	Sacramento State					DNP						
D8	Oral Roberts	0+	0-0	0-0	0-0	0-0-0	0	0	0	0	0	0
D10	Arkansas											
D17	vs. Houston											
D21	South Carolina State											
D29	at Cincinnati											
D31	Northwestern State											
J3	at Missouri											
J7	Kansas											
J9	at Oklahoma State											
J14	Kansas State											
J17	Texas Tech											
J21	at Texas A&M											
J24	Baylor											
J28	at Kansas State											
F1	at Kansas											
F4	Iowa State											
F6	Missouri											
F11	at Texas Tech											
F14	Texas											
F18	at Iowa State											
F22	Oklahoma State											
F25	at Baylor											
F29	at Texas											
M3	Texas A&M											

* Starter

FRASCHILLA'S CAREER HIGHS

Points	None
Field Goals	None
Field Goal Attempts	None
3-Point Field Goals	None
3-Point Field Goal Attempts	None
Free Throws Made	None
Free Throw Attempts	None
Rebounds	None
Assists	None
Blocked Shots	None
Steals	None
Minutes Played	2 vs. Coppin State (11/18/11)



14 CARL BLAIR

6-2, 205, JUNIOR, GUARD
HOUSTON, TEXAS
(UNIVERSITY OF NEW ORLEANS)

PTS	REB	AST	MIN
4.7	2.0	2.5	15.3

BLAIR GAME BY GAME IN 2011-12


Date	Opponent	MIN	FG	3FG	FT	O-D-T	PF	A	TO	B	S	TP
N11	Idaho State	*27	3-7	3-6	3-6	0-6-6	4	5	2	0	0	12
N18	Coppin State	12	2-3	2-3	0-0	0-0-0	3	4	4	0	1	6
N24	vs. Washington State	6	0-1	0-1	0-0	0-0-0	1	0	3	0	0	0
N25	vs. Santa Clara	13	0-1	0-0	2-2	0-0-0	2	2	3	0	1	2
N27	vs. Saint Louis	17	1-4	1-2	0-0	0-1-1	0	1	4	0	2	3
D2	Sacramento State	17	1-3	1-3	2-2	3-2-5	0	3	1	0	1	5
D8	Oral Roberts	13	1-1	0-0	0-1	0-0-0	1	3	2	0	0	2
D10	Arkansas											
D17	vs. Houston											
D21	South Carolina State											
D29	at Cincinnati											
D31	Northwestern State											
J3	at Missouri											
J7	Kansas											
J9	at Oklahoma State											
J14	Kansas State											
J17	Texas Tech											
J21	at Texas A&M											
J24	Baylor											
J28	at Kansas State											
F1	at Kansas											
F4	Iowa State											
F6	Missouri											
F11	at Texas Tech											
F14	Texas											
F18	at Iowa State											
F22	Oklahoma State											
F25	at Baylor											
F29	at Texas											
M3	Texas A&M											

* Starter

BLAIR'S CAREER HIGHS

Points23 vs. Arkansas State (2/6/10*)
Field Goals6 (four times)
Field Goal Attempts13 vs. Arkansas State (2/25/10*)
3-Point Field Goals3 (twice)
3-Point Field Goal Attempts7 (three times)
Free Throws Made9 (four times)
Free Throw Attempts13 vs. Colorado (1/22/11)
Rebounds11 vs. Florida International (1/2/10)
Assists11 (twice)
Blocked Shots1 (four times)
Steals3 (five times)
Minutes Played40 (twice*)

* At University of New Orleans



15 TYLER NEAL

6-7, 227, SOPHOMORE, FORWARD
OKLAHOMA CITY, OKLA.
(PUTNAM CITY WEST HS)

PTS	REB	3FG%	MIN
5.5	3.2	.438	14.8

NEAL GAME BY GAME IN 2011-12

Date	Opponent	MIN	FG	3FG	FT	O-D-T	PF	A	TO	B	S	TP
N11	Idaho State	15	2-3	0-0	0-0	4-3-7	1	1	2	0	1	4
N18	Coppin State	18	3-8	3-6	0-0	1-2-3	3	1	1	0	0	9
N24	vs. Washington State	13	0-1	0-1	2-2	0-3-3	2	0	0	1	0	2
N25	vs. Santa Clara	8	1-2	1-2	0-0	0-2-2	2	0	0	0	0	3
N27	vs. Saint Louis	16	1-2	1-2	4-4	1-0-1	1	0	0	0	1	7
D2	Sacramento State	19	3-7	2-5	0-0	0-3-3	1	1	2	0	0	8
D8	Oral Roberts	19	1-1	1-1	2-2	0-3-3	1	1	2	0	2	5
D10	Arkansas											
D17	vs. Houston											
D21	South Carolina State											
D29	at Cincinnati											
D31	Northwestern State											
J3	at Missouri											
J7	Kansas											
J9	at Oklahoma State											
J14	Kansas State											
J17	Texas Tech											
J21	at Texas A&M											
J24	Baylor											
J28	at Kansas State											
F1	at Kansas											
F4	Iowa State											
F6	Missouri											
F11	at Texas Tech											
F14	Texas											
F18	at Iowa State											
F22	Oklahoma State											
F25	at Baylor											
F29	at Texas											
M3	Texas A&M											

* Starter

NEAL'S CAREER HIGHS

Points16 vs. Virginia (11/23/10)
Field Goals4 vs. Virginia (11/23/10)
Field Goal Attempts8 (twice)
3-Point Field Goals3 vs. Coppin State (11/18/11)
3-Point Field Goal Attempts6 (twice)
Free Throws Made6 vs. Virginia (11/23/10)
Free Throw Attempts6 (three times)
Rebounds7 (twice)
Assists2 (three times)
Blocked Shots1 (four times)
Steals2 (twice)
Minutes Played28 vs. Texas A&M (2/23/11)



21 CAMERON CLARK

6-6, 198, SOPHOMORE, GUARD
SHERMAN, TEXAS
(SHERMAN HS)

PTS	REB	AST	MIN
10.0	3.3	1.7	25.2

CLARK GAME BY GAME IN 2011-12

Date	Opponent	MIN	FG	3FG	FT	O-D-T	PF	A	TO	B	S	TP
N11	Idaho State	*22	1-10	0-3	0-2	1-2-3	2	0	1	0	2	2
N18	Coppin State	*20	2-8	0-0	0-0	1-3-4	1	4	1	2	1	4
N24	vs. Washington State	*29	5-9	0-1	1-3	1-1-2	2	1	2	0	1	11
N25	vs. Santa Clara	*26	3-10	0-0	5-6	2-0-2	3	1	2	0	0	11
N27	vs. Saint Louis	*28	7-13	0-0	0-2	3-3-6	3	1	2	1	0	14
D2	Sacramento State	*26	7-12	3-5	1-2	0-3-3	1	3	0	3	2	18
D8	Oral Roberts	*30	5-8	2-2	4-6	1-7-8	2	2	2	0	0	16
D10	Arkansas											
D17	vs. Houston											
D21	South Carolina State											
D29	at Cincinnati											
D31	Northwestern State											
J3	at Missouri											
J7	Kansas											
J9	at Oklahoma State											
J14	Kansas State											
J17	Texas Tech											
J21	at Texas A&M											
J24	Baylor											
J28	at Kansas State											
F1	at Kansas											
F4	Iowa State											
F6	Missouri											
F11	at Texas Tech											
F14	Texas											
F18	at Iowa State											
F22	Oklahoma State											
F25	at Baylor											
F29	at Texas											
M3	Texas A&M											

* Starter

CLARK'S CAREER HIGHS

Points26 vs. Central Arkansas (12/30/10)
Field Goals11 vs. Baylor (2/2/11)
Field Goal Attempts19 vs. Baylor (2/2/11)
3-Point Field Goals4 vs. Central Arkansas (12/30/10)
3-Point Field Goal Attempts7 vs. Baylor (2/2/11)
Free Throws Made6 vs. Oklahoma State (3/5/11)
Free Throw Attempts7 vs. Oklahoma State (3/5/11)
Rebounds11 vs. Coppin State (11/12/10)
Assists4 (twice)
Blocked Shots3 vs. Sacramento State (12/2/11)
Steals3 vs. Oral Roberts (12/11/10)
Minutes Played44 vs. Iowa State (1/29/11)



24 ROMERO OSBY

6-8, 232, JUNIOR, FORWARD
MERIDIAN, MISS.
(MISSISSIPPI STATE UNIVERSITY)

PTS	REB	AST	MIN
11.3	7.7	1.3	26.3

OSBY GAME BY GAME IN 2011-12

Date	Opponent	MIN	FG	3FG	FT	O-D-T	PF	A	TO	B	S	TP
N11	Idaho State	*31	5-9	1-1	6-7	6-4-10	3	4	2	2	1	17
N18	Coppin State	*22	4-8	0-0	3-4	4-6-10	0	0	0	1	1	11
N24	vs. Washington State	*26	3-7	1-2	2-2	2-4-6	2	0	0	0	0	9
N25	vs. Santa Clara	*32	3-8	0-1	3-4	3-7-10	2	1	3	1	0	9
N27	vs. Saint Louis	*24	6-13	0-1	2-4	4-2-6	3	0	1	0	0	14
D2	Sacramento State	*23	4-5	0-0	0-0	2-2-4	0	3	1	0	1	8
D8	Oral Roberts	*21	3-4	0-1	1-2	4-3-7	5	0	1	2	0	7
D10	Arkansas											
D17	vs. Houston											
D21	South Carolina State											
D29	at Cincinnati											
D31	Northwestern State											
J3	at Missouri											
J7	Kansas											
J9	at Oklahoma State											
J14	Kansas State											
J17	Texas Tech											
J21	at Texas A&M											
J24	Baylor											
J28	at Kansas State											
F1	at Kansas											
F4	Iowa State											
F6	Missouri											
F11	at Texas Tech											
F14	Texas											
F18	at Iowa State											
F22	Oklahoma State											
F25	at Baylor											
F29	at Texas											
M3	Texas A&M											

* Starter

OSBY'S CAREER HIGHS

Points17 vs. Idaho State (11/11/11)
Field Goals6 vs. Saint Louis (11/27/11)
Field Goal Attempts13 (twice)
3-Point Field Goals2 (five times)
3-Point Field Goal Attempts3 (seven times)
Free Throws Made7 vs. Texas Tech (11/29/08*)
Free Throw Attempts10 vs. Texas Tech (11/29/08*)
Rebounds10 (three times)
Assists4 (three times)
Blocked Shots2 (six times)
Steals3 vs. Jackson State (3/16/10*)
Minutes Played38 vs. Kentucky (2/16/10*)

* At Mississippi State



31 BARRY HONORÉ

6-7, 270, SENIOR, FORWARD
GARLAND, TEXAS
(SOUTHERN UNIVERSITY)

PTS	REB	FG%	MIN
1.0	0.7	.500	3.7


HONORÉ GAME BY GAME IN 2011-12

Date	Opponent	MIN	FG	3FG	FT	O-D-T	PF	A	TO	B	S	TP
N11	Idaho State	5	1-1	0-0	0-0	0-0-0	0	0	0	2	0	2
N18	Coppin State	8	0-0	0-0	2-2	2-1-3	0	0	1	1	0	2
N24	vs. Washington State	1	0-0	0-0	0-0	0-0-0	0	0	0	0	0	0
N25	vs. Santa Clara	2	0-0	0-0	0-0	0-0-0	1	0	1	0	0	0
N27	vs. Saint Louis	1	0-0	0-0	0-0	0-0-0	0	0	0	0	0	0
D2	Sacramento State	5	1-3	0-0	0-0	1-0-1	1	0	1	1	0	2
D8	Oral Roberts	3	0-2	0-0	0-0	0-0-0	0	0	0	0	0	0
D10	Arkansas											
D17	vs. Houston											
D21	South Carolina State											
D29	at Cincinnati											
D31	Northwestern State											
J3	at Missouri											
J7	Kansas											
J9	at Oklahoma State											
J14	Kansas State											
J17	Texas Tech											
J21	at Texas A&M											
J24	Baylor											
J28	at Kansas State											
F1	at Kansas											
F4	Iowa State											
F6	Missouri											
F11	at Texas Tech											
F14	Texas											
F18	at Iowa State											
F22	Oklahoma State											
F25	at Baylor											
F29	at Texas											
M3	Texas A&M											

* Starter

HONORÉ'S OKLAHOMA HIGHS

Points	6 (twice)
Field Goals	3 (twice)
Field Goal Attempts	4 vs. Texas Southern (11/18/10)
3-Point Field Goals	None
3-Point Field Goal Attempts	1 vs. Texas A&M (1/8/11)
Free Throws Made	1 vs. Virginia (11/23/10)
Free Throw Attempts	2 vs. Virginia (11/23/10)
Rebounds	3 (five times)
Assists	2 vs. Texas Southern (11/18/10)
Blocked Shots	2 (twice)
Steals	None
Minutes Played	19 vs. Texas Southern (11/18/10)



32 CASEY ARENT

6-10, 227, JUNIOR, CENTER
PENRYN, CALIF.
(SIERRA COLLEGE)

PTS	REB	FG%	MIN
2.7	3.2	.438	11.7

ARENT GAME BY GAME IN 2011-12

Date	Opponent	MIN	FG	3FG	FT	O-D-T	PF	A	TO	B	S	TP
N11	Idaho State	12	1-2	0-0	2-2	1-0-1	1	0	3	0	1	4
N18	Coppin State	13	3-5	0-0	0-0	3-6-9	2	1	1	1	0	6
N24	vs. Washington State	9	1-3	0-0	0-0	2-1-3	0	0	2	1	0	2
N25	vs. Santa Clara	8	1-2	0-0	0-0	1-1-2	2	0	0	0	0	2
N27	vs. Saint Louis	15	1-2	0-0	0-0	1-0-1	3	0	0	0	0	2
D2	Sacramento State	13	0-2	0-0	0-0	1-2-3	1	0	3	0	2	0
D8	Oral Roberts	6	0-3	0-0	0-0	2-0-2	2	0	1	0	0	0
D10	Arkansas											
D17	vs. Houston											
D21	South Carolina State											
D29	at Cincinnati											
D31	Northwestern State											
J3	at Missouri											
J7	Kansas											
J9	at Oklahoma State											
J14	Kansas State											
J17	Texas Tech											
J21	at Texas A&M											
J24	Baylor											
J28	at Kansas State											
F1	at Kansas											
F4	Iowa State											
F6	Missouri											
F11	at Texas Tech											
F14	Texas											
F18	at Iowa State											
F22	Oklahoma State											
F25	at Baylor											
F29	at Texas											
M3	Texas A&M											

* Starter

ARENT'S CAREER HIGHS

Points	6 vs. Coppin State (11/18/11)
Field Goals	3 vs. Coppin State (11/18/11)
Field Goal Attempts	5 vs. Coppin State (11/18/11)
3-Point Field Goals	None
3-Point Field Goal Attempts	None
Free Throws Made	2 vs. Idaho State (11/11/11)
Free Throw Attempts	2 vs. Idaho State (11/11/11)
Rebounds	9 vs. Coppin State (11/18/11)
Assists	1 vs. Coppin State (11/18/11)
Blocked Shots	1 (twice)
Steals	2 vs. Sacramento State (12/2/11)
Minutes Played	15 vs. Saint Louis (11/27/11)

ROSTERS

NUMERICAL

No.	Name	Pos.	Cl.	Ht.	Wt.	Hometown (Last School)
1	Sam Grooms	G	Jr.	6-1	203	Greensboro, N.C. (Chipola College [Fla.])
2	Steven Pledger**	G	Jr.	6-4	222	Chesapeake, Va. (Atlantic Shores Christian School)
3	T.J. Franklin^	G	Sr.	5-11	175	Fort Worth, Texas (North Crowley HS)
4	Andrew Fitzgerald**	F	Jr.	6-8	247	Baltimore, Md. (Brewster Academy [N.H.])
5	C.J. Washington*	F	Sr.	6-7	230	Stringtown, Okla. (Connors State JC)
12	Jarrold Kruger&	G	So.	6-1	174	Topeka, Kan. (Kansas State University)
13	James Fraschilla^	G	Fr.	5-10	142	Dallas, Texas (Highland Park HS)
14	Carl Blair*	G	Jr.	6-2	205	Houston, Texas (University of New Orleans)
15	Tyler Neal*	F	So.	6-7	227	Oklahoma City, Okla. (Putnam City West HS)
21	Cameron Clark*	G	So.	6-6	198	Sherman, Texas (Sherman HS)
22	Amath M'Baye#	F	Jr.	6-9	214	Bordeaux, France (University of Wyoming)
24	Romero Osby	F	Jr.	6-8	232	Meridian, Miss. (Mississippi State University)
31	Barry Honoré*^	F	Sr.	6-7	270	Garland, Texas (Southern University)
32	Casey Arent	C	Jr.	6-10	227	Penryn, Calif. (Sierra College)

ALPHABETICAL

No.	Name	Pos.	Cl.	Ht.	Wt.	Hometown (Last School)
32	Casey Arent	C	Jr.	6-10	227	Penryn, Calif. (Sierra College)
14	Carl Blair*	G	Jr.	6-2	205	Houston, Texas (University of New Orleans)
21	Cameron Clark*	G	So.	6-6	198	Sherman, Texas (Sherman HS)
4	Andrew Fitzgerald**	F	Jr.	6-8	247	Baltimore, Md. (Brewster Academy [N.H.])
3	T.J. Franklin^	G	Sr.	5-11	175	Fort Worth, Texas (North Crowley HS)
13	James Fraschilla^	G	Fr.	5-10	142	Dallas, Texas (Highland Park HS)
1	Sam Grooms	G	Jr.	6-1	203	Greensboro, N.C. (Chipola College [Fla.])
31	Barry Honoré*^	F	Sr.	6-7	270	Garland, Texas (Southern University)
12	Jarrold Kruger&	G	So.	6-1	174	Topeka, Kan. (Kansas State University)
22	Amath M'Baye#	F	Jr.	6-9	214	Bordeaux, France (University of Wyoming)
15	Tyler Neal*	F	So.	6-7	227	Oklahoma City, Okla. (Putnam City West HS)
24	Romero Osby	F	Jr.	6-8	232	Meridian, Miss. (Mississippi State University)
2	Steven Pledger**	G	Jr.	6-4	222	Chesapeake, Va. (Atlantic Shores Christian School)
5	C.J. Washington*	F	Sr.	6-7	230	Stringtown, Okla. (Connors State JC)

* Letters earned at Oklahoma

^ Walk-on

& Redshirting

Sitting out the 2011-12 season due to NCAA transfer rules

STAFF

Head Coach: Lon Kruger (Kansas State '75)

Assistant Coaches:

Chris Crutchfield (Nebraska-Omaha '92)

Steve Henson (Kansas State '90)

Lew Hill (Wichita State '88)

Director of Operations:

Mike Shepherd (Kansas State '98)

Video Coordinator:

Scott Thompson (Mississippi '02)

Director of Student-Athlete Performance:

Jozsef Szendrei (Oklahoma '03)

Trainer: Alex Brown (Appalachian State '79)

PRONUNCIATION GUIDE

Casey **Arent**: ARNT

James **Fraschilla**: frush-SHILL-UH

Barry **Honoré**: ahn-o-RAY

Amath M'Baye: ah-MOTT EM-by

Romero **Osby**: AHZ-bee